

This document is not final and may be subject to change in the future.

FIFA | **AGENT PLATFORM**



User manual · Applicant to Football Agent



This user manual will explain the main functionalities of the FIFA Agent Platform.

You will learn about the actions you will be able to carry out on each of the screens such as: Registering on the FIFA Agent Platform, applying for a licence, checking the status of your application, etc.



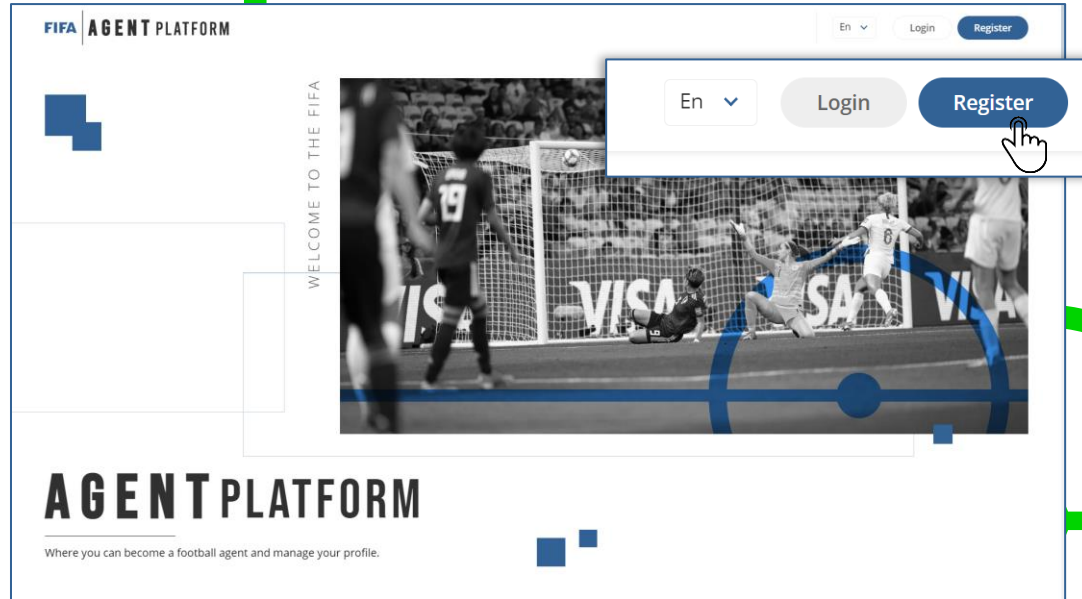
Overview

1. [Main page](#)
2. [Registration](#)
3. [Login](#)
4. [Homepage](#)
5. [Licensing](#)
6. [Exam](#)
7. [Pre-2015 Licence](#)
8. [Help Centre](#)

Main Page

To access the platform, it is necessary to create a new account by clicking on "Register" in the top right-hand corner of the screen.

Note: If you already have a FIFA Agent Platform user account, click on the Login button and enter your credentials on FIFA's single sign-on screen.



New account

The registration page for creating a user account is divided into several sections in which you must complete the requested information:

- Personal details
- Account details
- Domicile details
- Contact details

Automatic checks will help you to fill in the mandatory fields, i.e., to follow the required format.

E-mail Address * ⓘ

testfifa.org

Wrong email format

FIFA AGENT PLATFORM

En Login Register

Register

Already a member? Login

Personal details

First/Given Name(s) * ⓘ Last/Family Name(s) * ⓘ

First/Given Name(s) Last/Family Name(s)

Date of Birth * Gender *

Date of Birth Select

Nationality * ⓘ Additional Nationality ⓘ Occupation * ⓘ

Select Select Occupation

Account details

E-mail Address * ⓘ Confirm Email Address *

E-mail Address E-mail Address

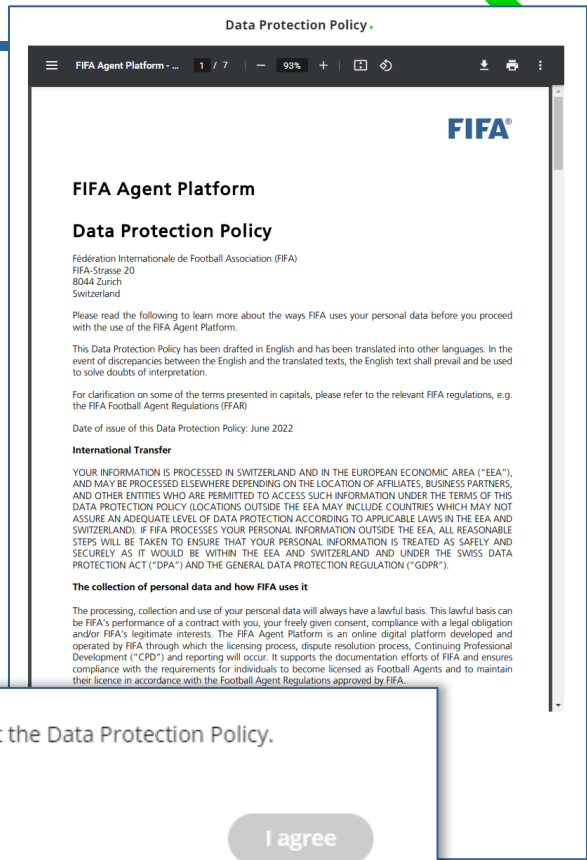
New account

If you are accessing the platform for the first time, you must read and accept the Data Protection Policy.

This message will be displayed until the checkbox is ticked and you click the “I agree” button.

I have read and accept the Data Protection Policy.

I agree

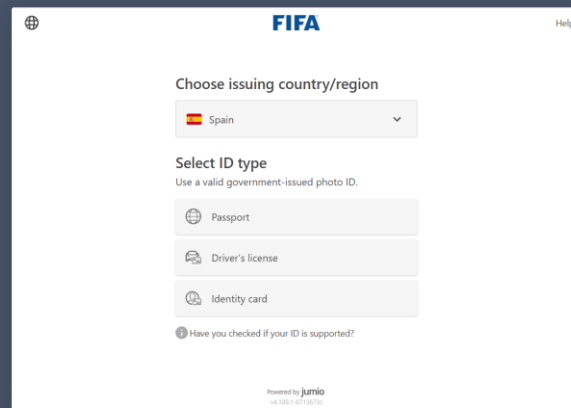


New account

Once you have correctly filled in the data on the registration form, your identity will be validated.

It's a simple three-step process to prevent automatic registrations.

First, you will be asked to choose the type of official document with which you are going to validate your identity. Second, you will have to take a photo of the front and back of your document. And finally, an image of you will be captured to analyze the biometric data and validate that they match the document provided.

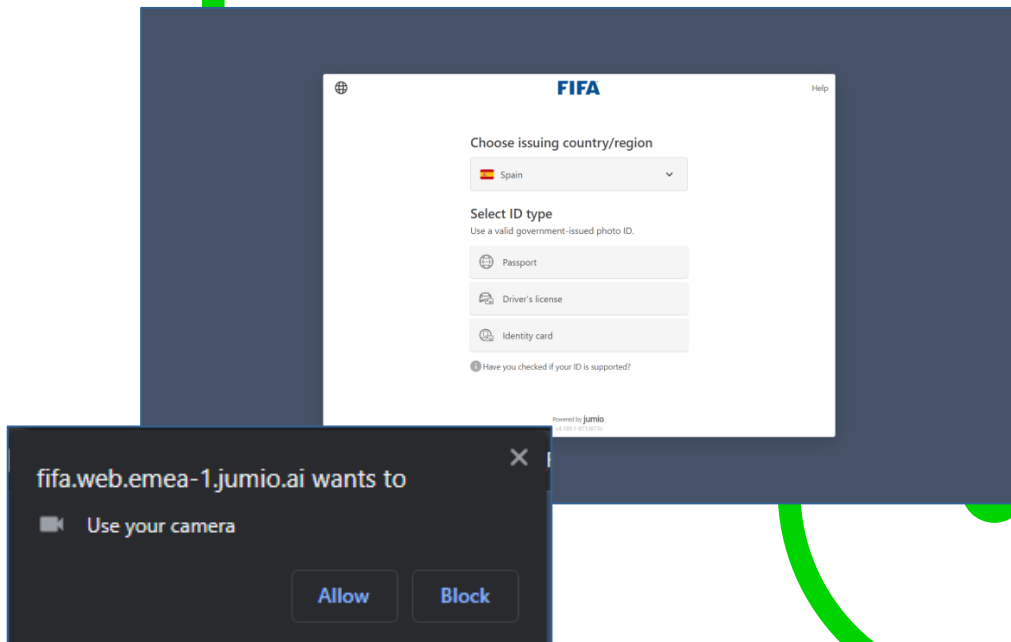


The screenshot shows a web form for identity validation. At the top, there is a globe icon on the left, the 'FIFA' logo in the center, and a 'Help' link on the right. The main content area is titled 'Choose issuing country/region' and features a dropdown menu with the Spanish flag and the text 'Spain'. Below this is the 'Select ID type' section, which includes the instruction 'Use a valid government-issued photo ID.' and three selectable options: 'Passport', 'Driver's license', and 'Identity card'. At the bottom of the form, there is a question: 'Have you checked if your ID is supported?' and a 'Powered by jumio' logo.

New account

To carry out the process correctly, it is necessary that the lighting conditions are adequate - you will be warned when the quality of your images is not sufficient to verify your identity.

Please, allow the temporary use of your webcam in your browser to complete this step. You can also carry out the process on your mobile device if you wish.

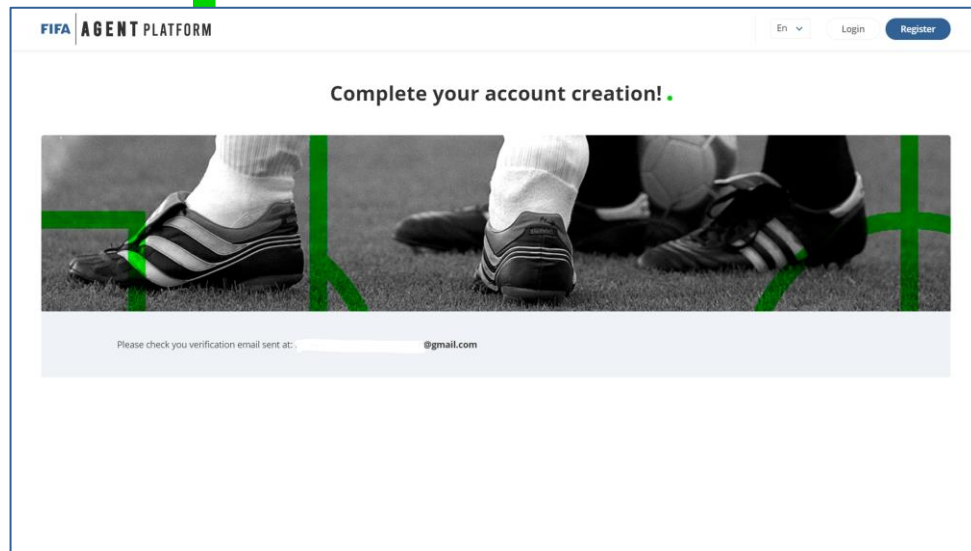


New account

When the registration process is completed, you will be redirected to the confirmation page on the platform. You will also receive a confirmation email to the email address with which you have registered.

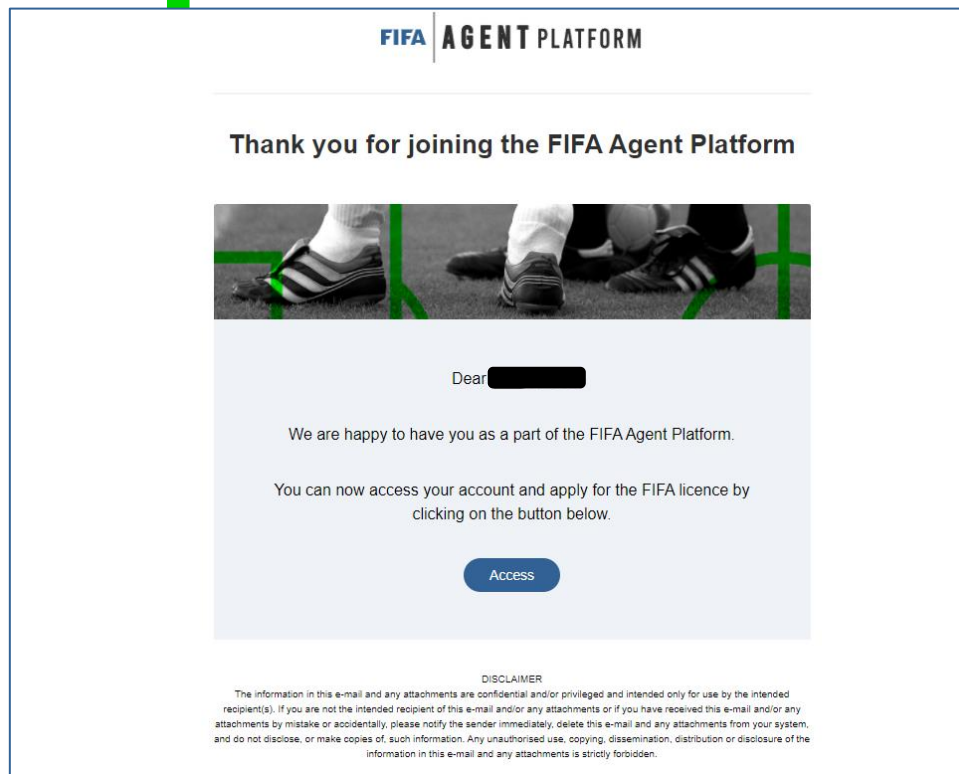
From this moment, you will have access to the platform.

Congratulations and welcome to the FIFA Agent Platform!



New account

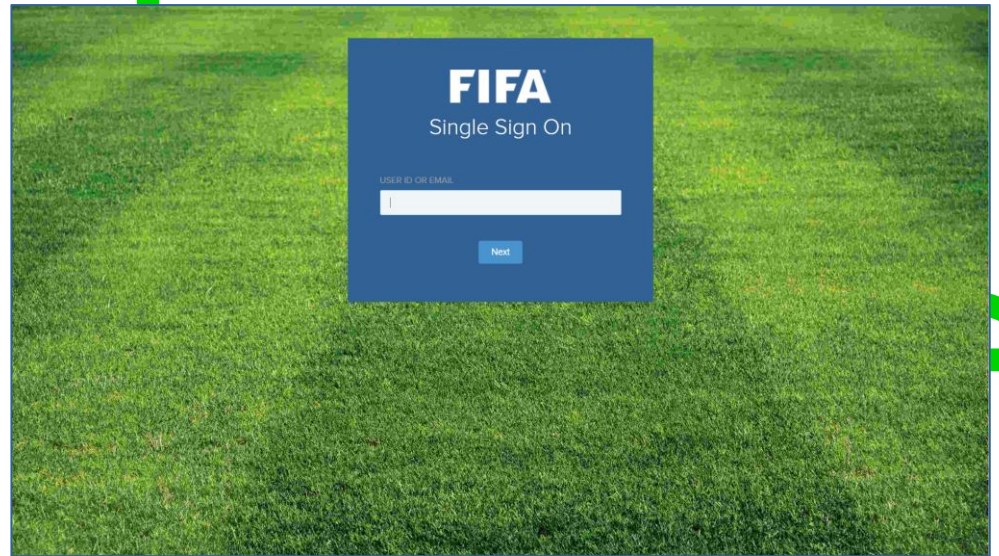
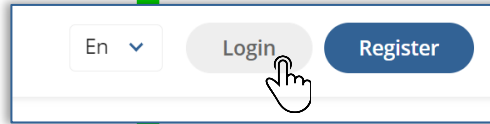
This is an example of the email you will receive in the email account provided during the registration.



At this moment, the content is only displayed in English.

Login

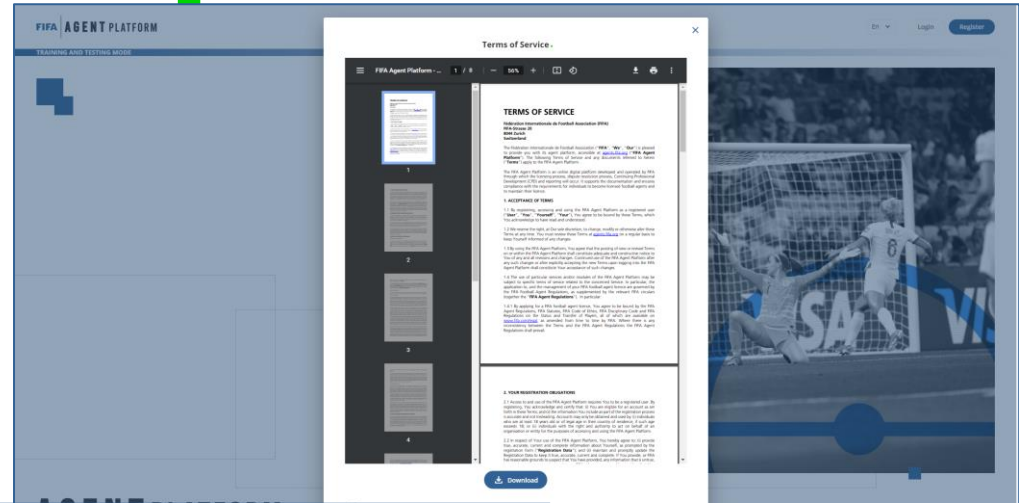
To access the platform, click on the Login button in the top right-hand corner of the screen. This will take you to FIFA's single sign-on screen. Enter your credentials, you had previously used to register.



Login

If you are accessing the platform for the first time, you must accept the terms of service.

This message will be displayed until the checkbox is ticked and you click the “I agree” button.



I have read and accept the Terms of Service.

I agree

Home Page

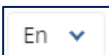
After you have logged in, you will be returned to the main page of the FIFA Agent Platform, where you will see some menu options at the top of the screen.

Upon first log in, you will see *Licensing*.

Throughout the process you may also see *Rejected Requests* (if applicable).


Once you are licenced, you will see *Overview, Licence management, Continuing Professional Development, Reporting and Dispute resolution*.

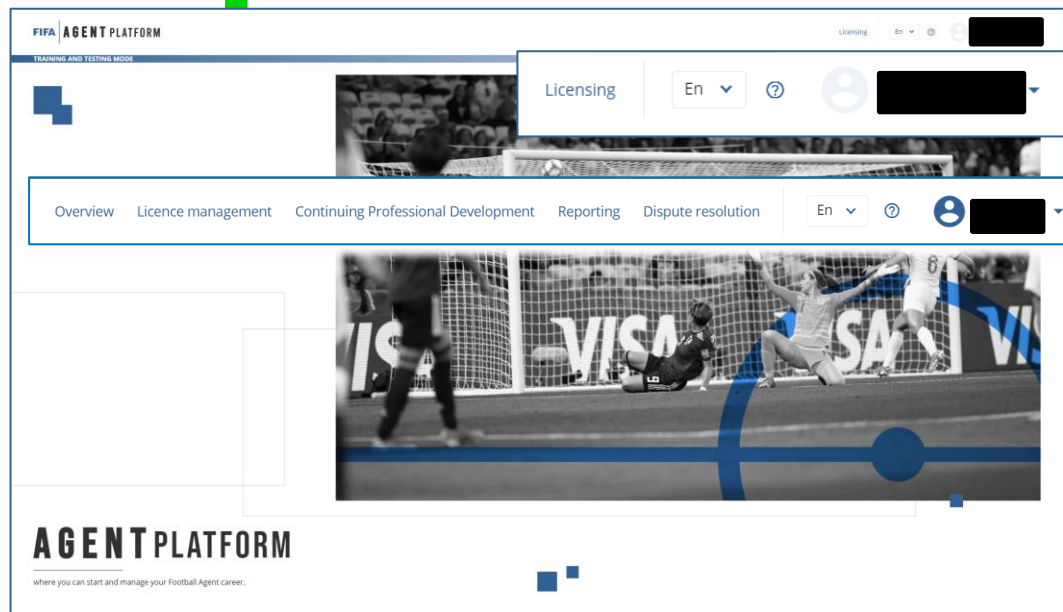
You can change the language



and access the Help Centre



By clicking on the drop down  next to your name, you can access further menu options.

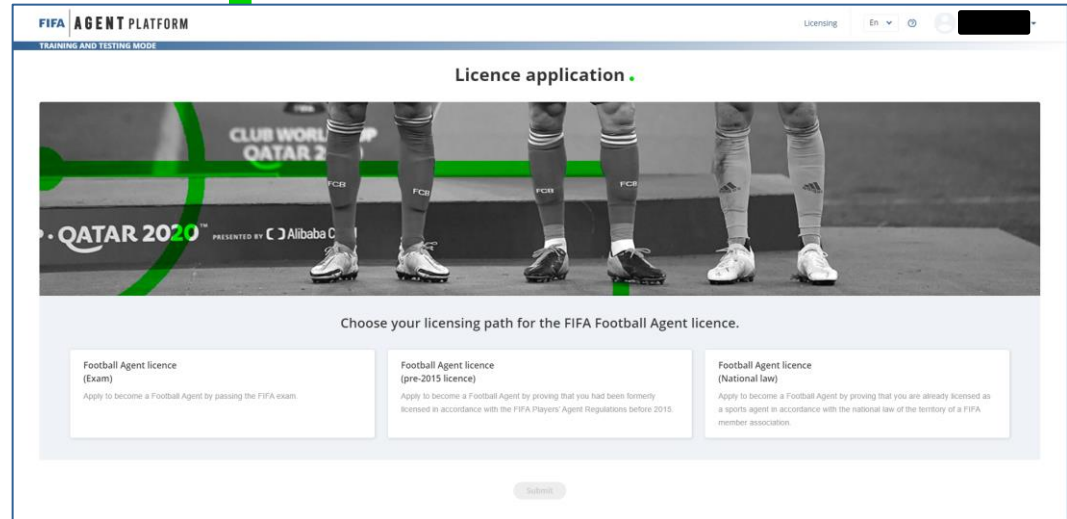


Licensing

Via the tab Licensing, you can choose your licensing path for the FIFA Football Agent licence.

Possible licence paths are:

1. apply to become a Football Agent by passing the FIFA Exam;
2. apply to become a Football Agent by proving you had been formally licensed in accordance with the FIFA Players' Agent Regulations before 2015;
3. apply to become a Football Agent by proving that you are already licensed as a sports agent in accordance with the national law of the territory of a FIFA member association.



The screenshot shows the 'FIFA AGENT PLATFORM' interface. At the top, it says 'TRAINING AND TESTING MODE'. The main heading is 'Licence application'. Below this is a banner image of football players' legs on a stage, with text 'CLUB WORLD CUP QATAR 2020' and 'PRESENTED BY Alibaba.com'. The main instruction is 'Choose your licensing path for the FIFA Football Agent licence.' There are three selection boxes:

- Football Agent licence (Exam)**
Apply to become a Football Agent by passing the FIFA exam.
- Football Agent licence (pre-2015 licence)**
Apply to become a Football Agent by proving that you had been formally licensed in accordance with the FIFA Players' Agent Regulations before 2015.
- Football Agent licence (National law)**
Apply to become a Football Agent by proving that you are already licensed as a sports agent in accordance with the national law of the territory of a FIFA member association.

A 'Submit' button is located at the bottom center of the form.

Licensing

Choose your applicable licensing path and click on Submit.

The fields to be filled and the request process will be different for each licence path.

FIFA AGENT PLATFORM

TRAINING AND TESTING MODE

Licensing En

Licence application

CLUB WORLD CUP QATAR 2022

Choose your licensing path for the FIFA Football Agent licence.

Football Agent licence (Exam) Apply to become a Football Agent by passing the FIFA exam.	Football Agent licence (pre-2015 licence) Apply to become a Football Agent by proving that you had been formerly licensed in accordance with the FIFA Players' Agent Regulations before 2015.	Football Agent licence (National law) Apply to become a Football Agent by proving that you are already licensed as a sports agent in accordance with the national law of the territory of a FIFA member association.
--	---	--

Submit

License Application Form

For each of the licence request types, the data of the form to be filled is different. Mandatory fields are indicated with an asterisk *.

You can also consult the detailed information by hovering over the information bubble next to the field.

The screenshot shows the 'FIFA AGENT PLATFORM' interface for a 'Licence application'. The page title is 'FIFA Football Agent licence application' with a subtitle 'Football Agent licence: Exam path'. There are three steps: '01. Application', '02. Exam', and '03. Licence fee'. The 'Personal information' section includes a dropdown for 'Type of identification document *', a text input for 'Identification document number *', and a 'User photo *' section with an 'Update' button. The 'Relevant member association' section includes a dropdown for 'Confederation *' and a search input for 'Association to take the Exam at *'.

Type of identification document * ⓘ

Select

Please select the type of identification document which will be used to prove your identity at the Exam Venue. Please note that only official government-issued documents which are valid on that date will be accepted.

License Application Form

The Football Agent Exam Rules and the Football Agent Exam Study Materials may be accessed in this page by clicking on the relevant sections.

Football Agent Exam

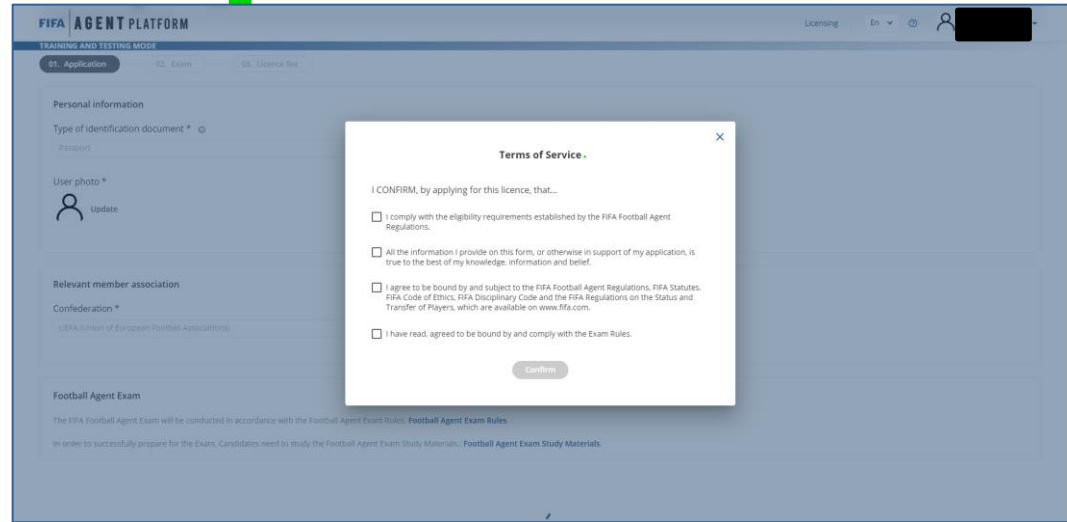
The FIFA Football Agent Exam will be conducted in accordance with the Football Agent Exam Rules. [Football Agent Exam Rules](#).

In order to successfully prepare for the Exam, Candidates need to study the Football Agent Exam Study Materials.: [Football Agent Exam Study Materials](#).

License Application Form

The submission of the application form will entail an acceptance of additional terms of service.

If applicable, please tick all boxes and click on “Confirm” to continue with the application process.



The screenshot displays the 'FIFA AGENT PLATFORM' interface. The main page is titled 'TRAINING AND TESTING MODE' and shows the '01. Application' step. The form includes sections for 'Personal information', 'User photo', 'Relevant member association', and 'Football Agent Exam'. A 'Terms of Service' modal is open, requiring confirmation of eligibility and agreement to the platform's regulations. The modal contains the following text:

Terms of Service

I CONFIRM, by applying for this licence, that...

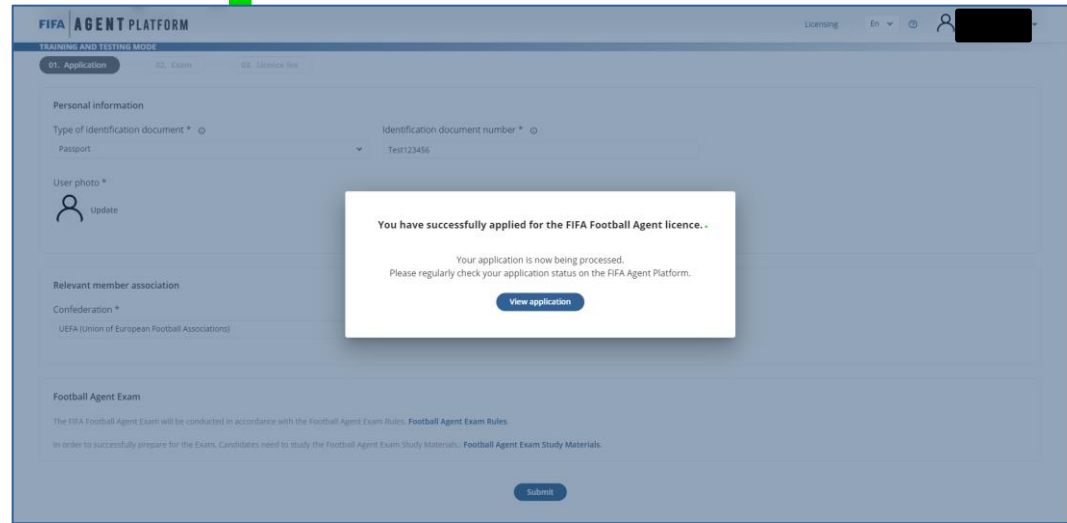
- I comply with the eligibility requirements established by the FIFA Football Agent Regulations.
- All the information I provide on this form, or otherwise in support of my application, is true to the best of my knowledge, information and belief.
- I agree to be bound by and subject to the FIFA Football Agent Regulations, FIFA Statutes, FIFA Code of Ethics, FIFA Disciplinary Code and the FIFA Regulations on the Status and Transfer of Players, which are available on www.fifa.com.
- I have read, agreed to be bound by and comply with the Exam Rules.

Confirm

License Application Form

Once you have confirmed the terms of service, you have created an application for the FIFA Football Agent Licence.

By clicking on the "View application" button you can see the data you have entered in the application form.



The screenshot displays the FIFA Agent Platform interface. At the top, the header reads "FIFA AGENT PLATFORM" and "TRAINING AND TESTING MODE". The navigation bar includes "01. Application", "02. Exam", and "03. Licence fee". The main content area is titled "Personal information" and contains the following fields:

- Type of identification document * (Dropdown menu showing "Passport")
- Identification document number * (Text input field containing "Test123456")
- User photo * (Icon with "Update" text)
- Relevant member association (Section header)
- Confederation * (Text input field containing "UEFA (Union of European Football Associations)")
- Football Agent Exam (Section header)

A central white modal box displays a success message: "You have successfully applied for the FIFA Football Agent licence...". Below this message, it states: "Your application is now being processed. Please regularly check your application status on the FIFA Agent Platform." and includes a "View application" button.

At the bottom of the form, there is a "Submit" button.

License Application Form

After the application has been created you will receive an email confirming that you have successfully completed your licence application.

By clicking on “Access” in the email, you will be redirected to the Platform and you can see your application status.

FIFA | AGENT PLATFORM

Licence application



Congratulations [REDACTED]

You have successfully completed the first step of the licence application.

We are processing your information, you will be informed of the progress through the application status via the FIFA Agents Platform. You can access through the link below.

[Access](#)

DISCLAIMER

The information in this e-mail and any attachments are confidential and/or privileged and intended only for use by the intended recipient(s). If you are not the intended recipient of this e-mail and/or any attachments or if you have received this e-mail and/or any attachments by mistake or accidentally, please notify the sender immediately, delete this e-mail and any attachments from your system.

License Application Status

FIFA checks your entered information and, if applicable, transfers your application to the Member Association which you chose to apply for the license.

You will be notified of each process step via the colored top right hand box.

The screenshot displays the 'FIFA AGENT PLATFORM' interface in 'TRAINING AND TESTING MODE'. The main heading is 'Licence application'. Below this, the title is 'FIFA Football Agent licence application' with the subtitle 'Football Agent licence: Exam path'. A progress bar shows three steps: '01. Application' (active), '02. Exam', and '03. Licence fee'. The form is divided into two sections: 'Personal information' and 'Relevant member association'. The 'Personal information' section includes 'Type of identification document' (Passport) and 'Identification document number' (Test123456). The 'Relevant member association' section includes 'Confederation' (UEFA (Union of European Football Associations)) and 'Member association' (KAROLINE MA). A yellow callout box in the top right corner contains the text 'REQUIREMENTS VERIFICATION' and 'Application date 2022-03-22'.

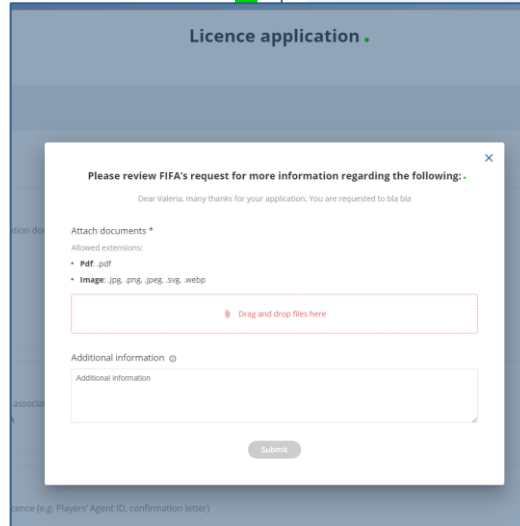
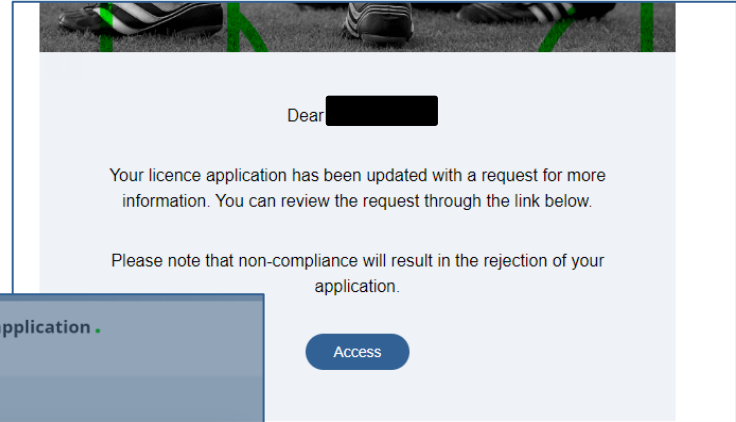
Personal information	
Type of identification document	Identification document number
Passport	Test123456
User photo	

Relevant member association	
Confederation	Member association
UEFA (Union of European Football Associations)	KAROLINE MA

License Application Status

FIFA may request additional information from you regarding your application.

You will be notified by email, and you can provide the relevant information/documentation in the Platform.



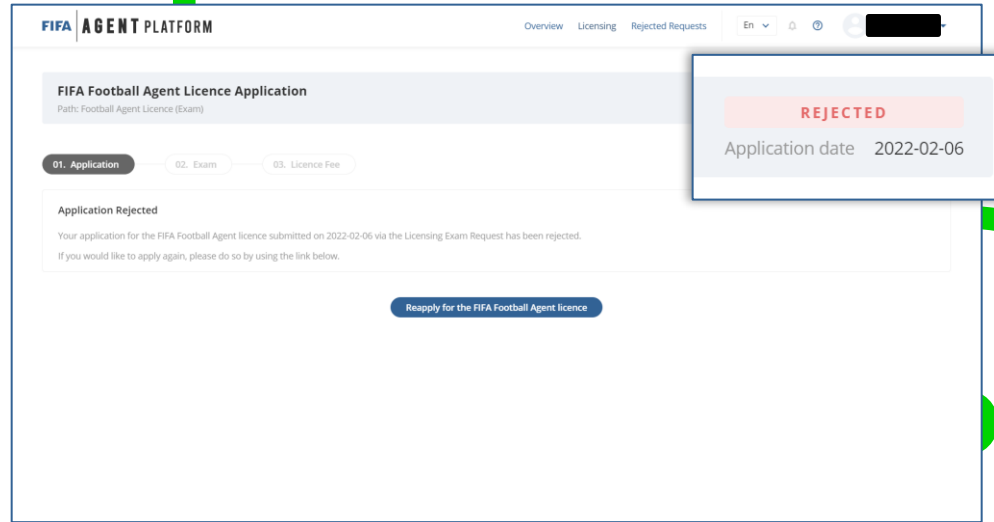
DISCLAIMER
Documents are confidential and/or privileged and intended only for use by the intended recipient of this e-mail and/or any attachments or if you have received this e-mail and/or any attachments from this e-mail and/or any attachments from your system, notify the sender immediately, delete this e-mail and any attachments from your system, and do not disseminate, distribute or disclose the information. Any unauthorised use, copying, dissemination, distribution or disclosure of the information is strictly prohibited.

License Application Status

If FIFA rejects your application, your status of your licence request will be: “Rejected”.

You will be informed of the reasons of rejection via the Platform and via email.

You may be rejected at any time during the application process for various reasons; you will be informed at all times of the reason for rejection.



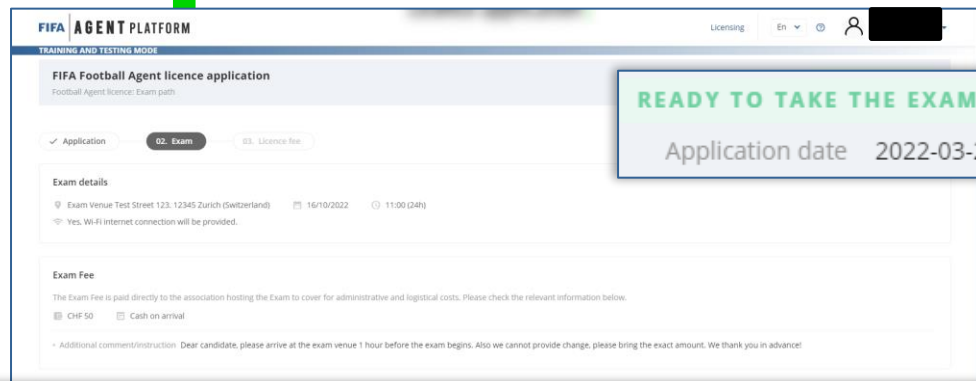
The screenshot displays the FIFA Agent Platform interface. At the top, the navigation bar includes 'FIFA AGENT PLATFORM', 'Overview', 'Licensing', and 'Rejected Requests'. The main content area is titled 'FIFA Football Agent Licence Application' with a sub-path 'Path: Football Agent Licence (Exam)'. A progress indicator shows three steps: '01. Application' (active), '02. Exam', and '03. Licence Fee'. A prominent red 'REJECTED' status is shown in a callout box, with the application date '2022-02-06'. Below this, a message states: 'Application Rejected. Your application for the FIFA Football Agent licence submitted on 2022-02-06 via the Licensing Exam Request has been rejected. If you would like to apply again, please do so by using the link below.' A button labeled 'Reapply for the FIFA Football Agent licence' is provided at the bottom.

Exam Path

Once your application is approved and the Member Association fills in the Exam details, you will be provided with all relevant information for taking the Exam (Exam venue and fees), the study materials and the Exam rules.

In order to ensure that you are prepared for the Exam and that your device is 100% compatible, you can complete the Practice Exam.

The application status will be: "Ready to take the Exam".



The screenshot shows the 'FIFA Football Agent licence application' page on the 'AGENT PLATFORM'. The application status is '02. Exam', indicating it is ready for the exam. A callout box highlights the status 'READY TO TAKE THE EXAM' and the application date '2022-03-22'. The page includes sections for 'Exam details' (venue, date, time) and 'Exam Fee' (CHF 50, cash on arrival).

READY TO TAKE THE EXAM
Application date 2022-03-22

FIFA FOOTBALL AGENT LICENCE APPLICATION
Football Agent licence: Exam path

Application 02. Exam 03. Licence fee

Exam details

Exam Venue Test Street 123, 12345 Zurich (Switzerland) 16/10/2022 11:00 (4h)

Yes, Wi-Fi internet connection will be provided.

Exam Fee

The Exam fee is paid directly to the association hosting the Exam to cover for administrative and logistical costs. Please check the relevant information below.

CHF 50 Cash on arrival

Additional comment/instruction Dear candidate, please arrive at the exam venue 1 hour before the exam begins. Also we cannot provide change, please bring the exact amount. We thank you in advance!

Exam information

The FIFA Football Agent Exam will be testing your knowledge of the FIFA rules and regulations. You can download the study materials from the link below and use them during the Exam as it is an open-book exam. For more information, please consult the Exam Rules at the link below.

Please bring your own personal device (i.e. laptop) and an internet connection (i.e. portable Hotspot, no mobile phones will be allowed).

In order to ensure that you are prepared for the Exam and that your device is 100% compatible, please access the Practice Exam using the link below.

[Exam rules](#)

[Study Materials](#)

[Start the practice Exam](#)

Exam Path

You will also receive an email confirming that your application is approved.

By clicking on “Access” in the email, you will be redirected to the Platform, and you can see your application status.

FIFA | AGENT PLATFORM

Licence application approved



Hello again [REDACTED]

We are pleased to announce that your application has been approved by the Member Association where you applied to take the examination.

Please access the FIFA Agents Platform through the link below for the next steps to be taken.

[Access](#)

DISCLAIMER

The information in this e-mail and any attachments are confidential and/or privileged and intended only for use by the intended recipient(s). If you are not the intended recipient of this e-mail and/or any attachments or if you have received this e-mail and/or any attachments by mistake or accidentally, please notify the sender immediately, delete this e-mail and any attachments from your system, and do not disclose, or make copies of, such information. Any unauthorised use, copying, dissemination, distribution or disclosure of the information in this e-mail and any attachments is strictly forbidden.

E-mails may be intercepted, altered or read by unauthorised persons. Accordingly, no (contractual) obligations may be imposed on FIFA as a result of an undertaking contained in an e-mail. We further recommend that you use regular mail, courier services or facsimile transmission for any information intended to be of a confidential nature. However, please note that by sending us messages via e-mail, we will be given to understand that you authorise and instruct us to correspond by e-mail in the relevant matter, unless the use of e-mails is not permitted according to FIFA regulations.

Exam Path

By clicking on “Start the practice Exam”, you will be redirected to the Exam system where you can familiarize yourself with the environment and take the Practice Exam.

The Practice Exam serves as a precedent for the real Exam.

To access the Practice Exam, you must click “START”.

Exam information

The FIFA Football Agent Exam will be testing your knowledge of the FIFA rules and regulations. You can download the study materials from the link below and use them during the Exam as it is an open-book exam. For more information, please consult the Exam Rules at the link below.

Please bring your own personal device (i.e. laptop) and an internet connection (i.e. portable Hotspot, no mobile phones will be allowed).

In order to ensure that you are prepared for the Exam and that your device is 100% compatible, please access the Practice Exam using the link below.

[Exam rules](#)

[Study Materials](#)

[Start the practice Exam](#)

FIFA AGENT PLATFORM

FIFA FOOTBALL AGENT PRACTICE EXAM (PRACTICE)

WELCOME TO THE PRACTICE EXAM - BIENVENUE A L'EXAMEN BLANC - EXAMEN DE PRUEBA DE LA FIFA PARA AGENTES

- English

You can attempt the Practice Exam an unlimited amount of times with no consequences to your licence application.

You may change your display language at any time during the session by clicking on the icon in the top right-hand corner of your screen.

Your answers will not be recorded. The objective of the Practice Exam is to help you learn how to better navigate the Exam at the Exam Venue.

The content of the questions in the FIFA Football Agent Exam will be different, but the structure will be similar.

Click on the "START" link below to launch the Practice Exam.

- Français

Vous pouvez passer l'examen blanc autant de fois que vous le souhaitez, sans répercussion sur votre demande de licence.

Vous avez la possibilité de changer de langue à tout moment pendant la session en cliquant sur l'icône en haut à droite de votre écran.

Vos réponses ne seront pas enregistrées, l'objectif de l'examen blanc étant de vous aider à vous mettre dans les conditions de l'examen réel en vue du jour.

Lors de l'examen de la FIFA pour les agents, les questions seront bien entendu différentes, mais la structure sera similaire.

Cliquez sur le lien « START » ci-après pour lancer l'examen blanc.

- Español

Dispone de todos los intentos que desee para efectuar esta prueba, sin consecuencias para su solicitud de licencia.

También podrá cambiar de idioma en cualquier momento de la sesión, con solo hacer clic en el icono que encontrará en la esquina superior derecha de la pantalla.

Las respuestas no se grabarán, pues aquí se persigue el objetivo de que aprenda a desplazarse por el examen en el centro de examinación.

El contenido de las preguntas del examen de la FIFA para agentes será diferente, aunque parecido desde el punto de vista de la estructura.

Haga clic en el enlace «START» que encontrará a continuación para acceder al examen de prueba.

 **START**

Exam Path

You can attempt the **Practice** Exam an unlimited amount of times with no consequences to your licence application.

The Practice Exam as well as the real Exam have a time limit of one hour.

Click on “Attempt quiz now” to attempt the Practice Exam.

The image shows a screenshot of the FIFA Agent Platform interface for the FIFA Football Agent Practice Exam (Practice). The main page features the FIFA logo and the text "FIFA AGENT PLATFORM" at the top. Below this, there is a "FIFA LEGAL HANDBOOK" logo with a note: "This link will open the handbook in a new window". To the right, the exam title "FIFA FOOTBALL AGENT PRACTICE EXAM (PRACTICE)" is displayed, followed by "START" and a link: "Click here to access the FIFA Football Agent Exam Study Materials". Further details include "Time limit: 1 hour" and "Grading method: Highest grade". A prominent blue button labeled "Attempt quiz now" is highlighted with a hand cursor.

Below the main page, a "Start attempt" dialog box is shown. The dialog box has a title bar "Start attempt" and a close button. The main text reads: "Timed quiz. The quiz has a time limit of 1 hour. Time will count down from the moment you start your attempt and you must submit before it expires. Are you sure that you wish to start now?". At the bottom of the dialog box, there are two buttons: "Start attempt" (highlighted with a hand cursor) and "Cancel".

The FIFA logo is also visible in the bottom right corner of the main page.

Exam Path

Once you have ticked the answer/s you think is/are correct, click on the "Next Question" button at the bottom right of the screen.

You can also navigate through the questions via the Exam navigation panel on the left-hand side.

The screenshot displays the FIFA Agent Platform interface. At the top left, it says "FIFA AGENT PLATFORM". Below this is an "EXAM NAVIGATION" panel with a grid of question numbers from 1 to 20. Question 1 is highlighted in blue, and a status indicator shows "1 Not yet answered". Below the grid, it says "11/20 Flag question" and "Time left 0:59:48".

The main content area is titled "FIFA FOOTBALL AGENT PRACTICE EXAM (PRACTICE)" and includes a "(NEW MULTI-BLOCK)" label. The question text reads: "Adam is a Football Agent from England and has a dispute with his Client, player Geoffrey from the United States. Since Adam has not been paid for his services provided within an International Transfer, he wants to open a dispute resolution procedure. Where are Adam's options to submit his request to resolve the dispute?".

Below the question, it says "Select one or more:" followed by four radio button options:

- a. FIFA Agent Chamber
- b. English FA's dispute resolution body
- c. FIFA Dispute Resolution Chamber
- d. FIFA Player Status Chamber

At the bottom right of the question area, there is a blue button labeled "Next question" with a hand cursor icon pointing to it. At the bottom left of the interface, there is a white button labeled "Leave Exam attempt". The FIFA logo is visible in the bottom right corner of the page.

Exam Path

In order to submit your answers, you need to navigate to question number 20. There you will find a "Submit final answer" button (instead of the "Next Question" button).

Once you have completed the Exam, please click on the "Submit final answer" button to finish it.

The screenshot displays the FIFA Agent Platform interface during an exam. At the top, it says "FIFA AGENT PLATFORM". Below this, there is an "EXAM NAVIGATION" section with a grid of question numbers from 1 to 20. Question 20 is highlighted with a box, and a tooltip indicates it is "Not yet answered" and "1/1 flag question". To the right of the navigation is the question content: "FIFA FOOTBALL AGENT PRACTICE EXAM (PRACTICE)" and "NEW MULTI BLOCK". The question asks to "Select the bodies which form the FIFA Judicial Bodies:" and provides four options: a. The Ethics Committee, b. The Football Tribunal, c. The Disciplinary Committee, and d. The Appeal Committee. A "Submit final answer" button is highlighted with a red box and a hand cursor. At the bottom of the interface, there is a "Leave Exam attempt" button and the FIFA logo.

Exam Path

A summary of all questions is then displayed. If you wish to return to the Exam to change an answer, click on the "Return to attempt" button. If you wish to finish the Exam, click on the "Submit all and finish" button.

A pop-up will appear for a final confirmation. Click again on "Submit all and finish" if you wish to submit and therefore end the Exam.

You will then be redirected to the FIFA Agent Platform.

The screenshot displays the FIFA Agent Platform interface for a practice exam. The main content area shows a 'SUMMARY OF ATTEMPT' table with 10 questions, all marked as 'Not yet answered'. A 'Return to attempt' button is visible above the table. Below the table, a 'FIFA LEGAL HANDBOOK' link is shown with a note: 'This link will open the handbook in a new window'. A confirmation pop-up is overlaid on the bottom left, titled 'CONFIRMATION', with the message: 'Once you submit, you will no longer be able to change your answers for this attempt.' It contains two buttons: 'Submit all and finish' and 'Cancel'. A hand cursor is pointing at the 'Submit all and finish' button. Another pop-up is overlaid on the bottom right, containing the text: 'This attempt must be submitted by Friday, 20 May 2022, 12:10 PM.' and a 'Submit all and finish' button with a hand cursor pointing at it. The top of the interface shows 'FIFA AGENT PLATFORM' and 'FIFA FOOTBALL AGENT PRACTICE EXAM (PRACTICE)'. The 'EXAM NAVIGATION' section shows a grid of question numbers from 1 to 20, with question 1 highlighted.

Question	Status
1	Answer saved
2	Not yet answered
3	Not yet answered
4	Not yet answered
5	Not yet answered
6	Not yet answered
7	Not yet answered
8	Not yet answered
9	Not yet answered
10	Not yet answered

CONFIRMATION

Once you submit, you will no longer be able to change your answers for this attempt.

Return to attempt

Time left 0:47:57

This attempt must be submitted by Friday, 20 May 2022, 12:10 PM.

Exam Path

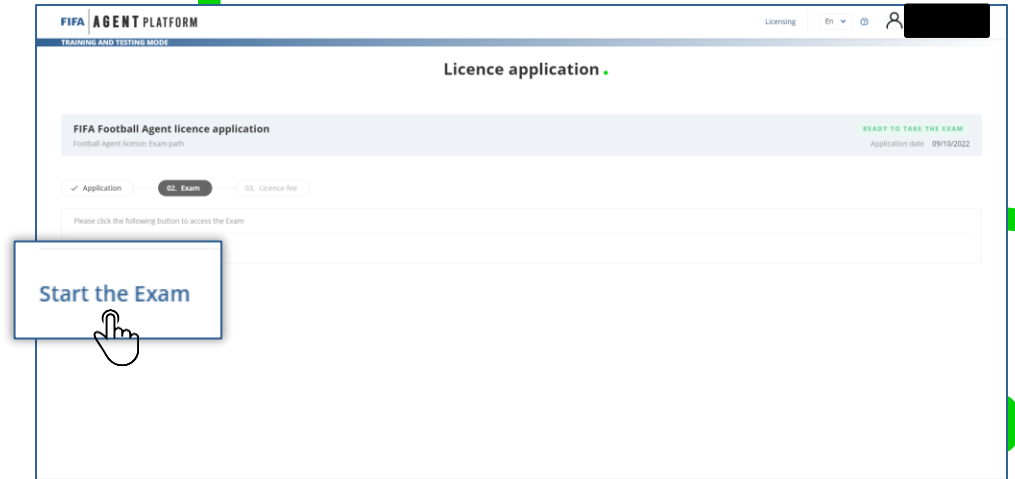
On the day of the Exam, you will have to arrive at the indicated time and venue.

The Member Association will validate each candidate at the Exam venue.

Once validated and seated, log in to the FIFA Agent Platform.

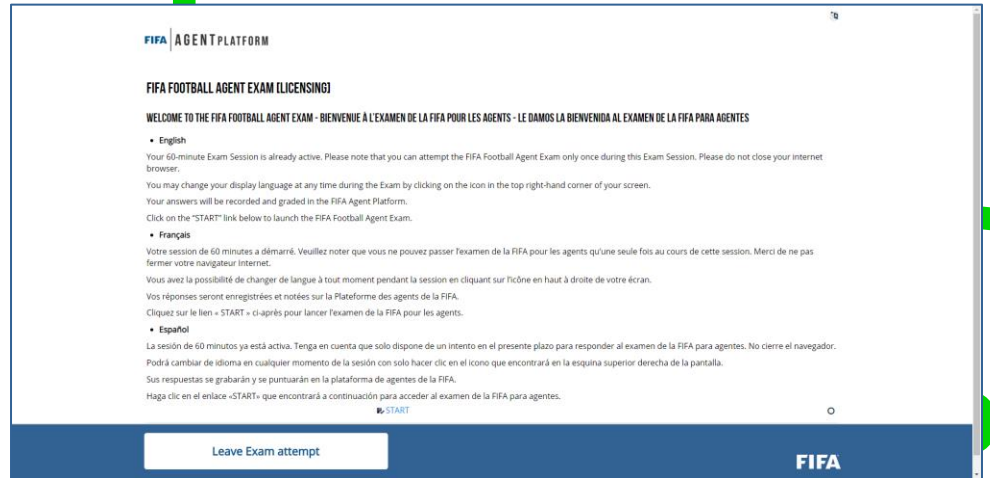
We advise you to refresh the page, once the MA officers informs you that the Exam has started.

You can then navigate to the “Licensing” tab where you can access the Exam by clicking on “Start the Exam”.



Exam Path: LMS Exam

You are then redirected to the system in which you will have to take the Exam.
The Exam follows the same steps as the Practice Exam explained in the previous slides.



FIFA | AGENT PLATFORM

FIFA FOOTBALL AGENT EXAM (LICENSING)

WELCOME TO THE FIFA FOOTBALL AGENT EXAM - BIENVENUE À L'EXAMEN DE LA FIFA POUR LES AGENTS - LE DAMOS LA BIENVENIDA AL EXAMEN DE LA FIFA PARA AGENTES

- **English**
Your 60-minute Exam Session is already active. Please note that you can attempt the FIFA Football Agent Exam only once during this Exam Session. Please do not close your internet browser.
You may change your display language at any time during the Exam by clicking on the icon in the top right-hand corner of your screen.
Your answers will be recorded and graded in the FIFA Agent Platform.
Click on the "START" link below to launch the FIFA Football Agent Exam.
- **Français**
Votre session de 60 minutes a démarré. Veuillez noter que vous ne pouvez passer l'examen de la FIFA pour les agents qu'une seule fois au cours de cette session. Merci de ne pas fermer votre navigateur internet.
Vous avez la possibilité de changer de langue à tout moment pendant la session en cliquant sur l'icône en haut à droite de votre écran.
Vos réponses seront enregistrées et notées sur la Plateforme des agents de la FIFA.
Cliquez sur le lien « START » ci-après pour lancer l'examen de la FIFA pour les agents.
- **Español**
La sesión de 60 minutos ya está activa. Tenga en cuenta que solo dispone de un intento en el presente plazo para responder al examen de la FIFA para agentes. No cierre el navegador.
Podrá cambiar de idioma en cualquier momento de la sesión con solo hacer clic en el icono que encontrará en la esquina superior derecha de la pantalla.
Sus respuestas se grabarán y se puntuarán en la plataforma de agentes de la FIFA.
Haga clic en el enlace «START» que encontrará a continuación para acceder al examen de la FIFA para agentes.

[START](#)

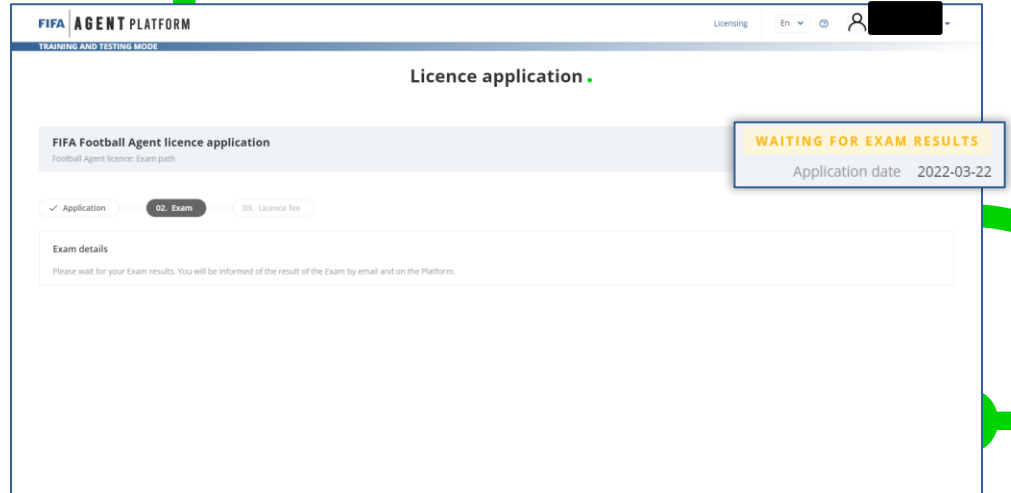
Leave Exam attempt

FIFA

Exam Path

After taking the Exam, next time you log onto the FIFA Agents Platform, your status will be “Waiting for exam results”.

You will be informed whether you have passed the exam by email and on the Platform.



The screenshot displays the FIFA Agent Platform interface. At the top, the header reads "FIFA AGENT PLATFORM" with "TRAINING AND TESTING MODE" below it. On the right side of the header, there are links for "Licensing", "En", and a user profile icon. The main content area is titled "Licence application". Below this, a grey box contains the text "FIFA Football Agent licence application" and "Football Agent licence: Exam path". A progress bar shows three steps: "01. Application" (checked), "02. Exam" (active), and "03. Licence fee". A yellow callout box on the right says "WAITING FOR EXAM RESULTS" and "Application date 2022-03-22". Below the progress bar, an "Exam details" section contains the text: "Please wait for your Exam results. You will be informed of the result of the Exam by email and on the Platform."

Exam Path

If you did not pass the Exam, the status will be “Rejected”.

The screenshot displays the 'FIFA AGENT PLATFORM' interface. At the top right, there are navigation links for 'Licensing' and 'Rejected requests', along with a language dropdown set to 'En' and a user profile for 'Jesper Biondo'. The main heading is 'Licence application'. Below this, a card titled 'FIFA Football Agent licence application' shows the application date as '08/08/2022' and a status of 'REJECTED'. A progress bar indicates three steps: '01. Application' (completed), '02. Exam' (current), and '03. Licence fee'. A large red 'REJECTED' box is overlaid on the right side of the card. The text below the progress bar reads: 'Application rejected', 'Your application for the FIFA Football Agent licence submitted on 08/08/2022 via the Licensing Exam Request has been rejected.', 'NOT PASSED EXAM', and 'If you would like to reapply for the Football Agent licence, please use the link below.' A button at the bottom right says 'Reapply for the FIFA Football Agent licence'.

Rejected Requests

If applicable, you can access former rejected licensing requests via the respective tab at the top of the screen.

The screenshot displays the 'Rejected Requests' section of the FIFA Agent Platform. At the top, there is a navigation bar with 'Licensing' and 'Rejected Requests' tabs. A red box highlights the 'Rejected Requests' tab. Below the navigation bar, the page title 'Rejected Requests' is displayed. A search bar and a 'Filter' button are also visible. The main content is a table with the following data:

Path	Date	Reason of rejection
Football Agent Licence (Exam)	--	--
Football Agent Licence (pre-2015 licence)	2022-03-22	--
Football Agent Licence (Exam)	2022-03-22	--
Football Agent Licence (Exam)	2022-03-22	--

At the bottom of the table, there is a pagination control showing '10' items per page, '1 - 4 of 4' total items, and navigation arrows.

Exam Path

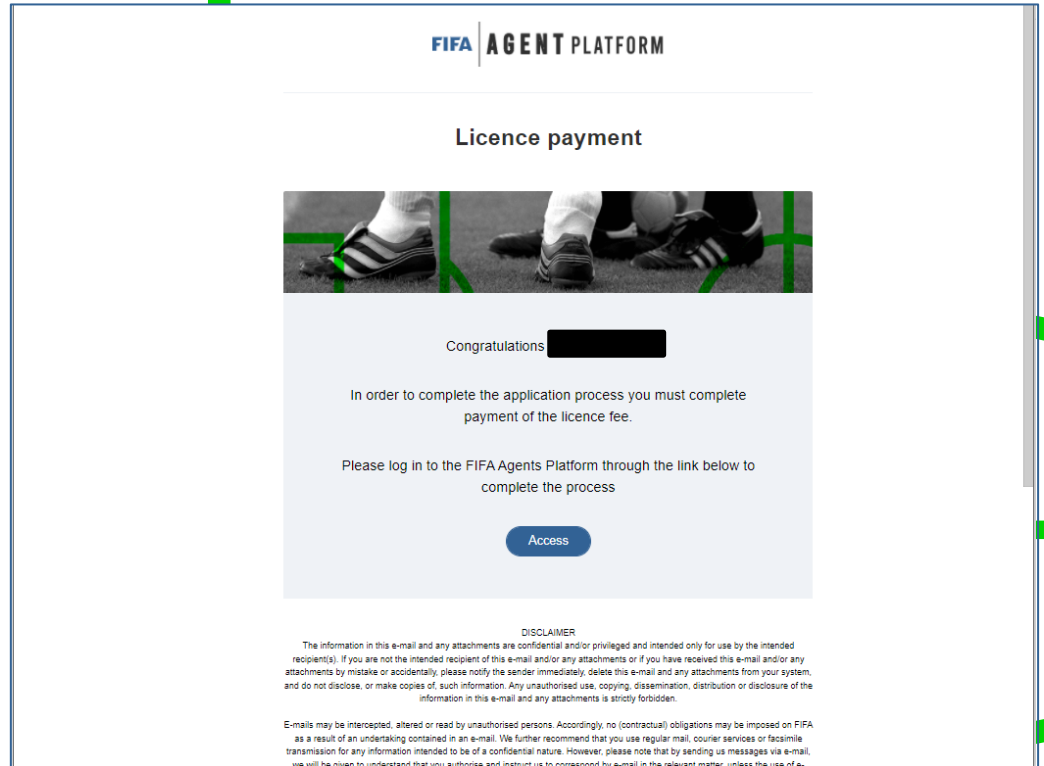
If you have passed the Exam, your status will be updated to "Pay Licence Fee", and you should proceed to pay the licence fee.

Click on the button "Pay Licence Fee" and proceed to pay via the payment platform.

The screenshot displays the 'FIFA AGENT PLATFORM' interface in 'TRAINING AND TESTING MODE'. The main heading is 'Licence application'. Below this, a progress bar indicates the status of the application process: 'Application' (checked), 'Exam' (checked), and '03. Licence fee' (current step). The 'Exam results' section shows 'Exam passed'. The 'Licence fee' section states: 'In order to complete your application to become a FIFA Football Agent, you need to pay the annual licence fee within 90 days.' and lists the amount as 'CHF 600.00'. A 'Pay licence fee' button is located at the bottom right. A callout box on the right side of the page highlights the 'PAY LICENCE FEE' button and the 'Application date 09/10/2022'.

Exam Path


In addition, you will receive an email informing you that you have passed the Exam and must proceed with the payment of the licence fee.



The screenshot shows an email interface with the following content:

FIFA | AGENT PLATFORM

Licence payment



Congratulations [REDACTED]

In order to complete the application process you must complete payment of the licence fee.

Please log in to the FIFA Agents Platform through the link below to complete the process

[Access](#)

DISCLAIMER
The information in this e-mail and any attachments are confidential and/or privileged and intended only for use by the intended recipient(s). If you are not the intended recipient of this e-mail and/or any attachments or if you have received this e-mail and/or any attachments by mistake or accidentally, please notify the sender immediately, delete this e-mail and any attachments from your system, and do not disclose, or make copies of, such information. Any unauthorised use, copying, dissemination, distribution or disclosure of the information in this e-mail and any attachments is strictly forbidden.

E-mails may be intercepted, altered or read by unauthorised persons. Accordingly, no (contractual) obligations may be imposed on FIFA as a result of an undertaking contained in an e-mail. We further recommend that you use regular mail, courier services or facsimile transmission for any information intended to be of a confidential nature. However, please note that by sending us messages via e-mail, we will be taken to understand that you authorise and instruct us to correspond by e-mail in the relevant matter, unless the use of e-

Exam Path

After clicking on the "Pay Licence Fee" button, you will be redirected to the payment platform.

Here please enter all required details:
First, select your payment method.

Second, enter your card number, the expiration date, your name as shown on your card, and the verification code at the back of your card.

Once you have filled in your details, click on the "PAY" button.

The screenshot shows the FIFA AGENT PLATFORM interface. At the top right, there is a language dropdown menu set to "English". The main header displays "FIFA AGENT PLATFORM". Below the header, the amount "CHF 600.00" is shown, followed by a label "Licences annual fee" and a blacked-out input field. The instruction "Please select your preferred payment means:" is centered. Underneath, the text "Pay with a card" is displayed above three payment method icons: VISA, Mastercard, and AMERICAN EXPRESS. A "Cancel" button is located below the icons. At the bottom of the screen, it says "Saferpay - powered by WORLDLINE" with the Worldline logo.

The screenshot shows the FIFA AGENT PLATFORM interface for card payment details. At the top right, there is a language dropdown menu set to "English". The main header displays "FIFA AGENT PLATFORM". Below the header, the amount "CHF 600.00" is shown, followed by a label "Licences annual fee" and a blacked-out input field. The section is titled "Card data" with the VISA logo on the right. There are four input fields, each with a red error message "This input is required.": "Card number *", "Valid until *", "Owner name *", and "Card verification code *". A question mark icon is next to the "Card verification code *" field. At the bottom, there are three buttons: "Back", "Cancel", and "PAY". At the bottom of the screen, it says "Saferpay - powered by WORLDLINE" with the Worldline logo.

Exam Path

You will be offered the possibility to pay in different currencies, accepting a fee of 3% of the amount added as an exchange fee. Please select the currency type that suits you best.

After selecting the currency type, click on “Process” (if applicable).

Once you have paid, you will be redirected to the FIFA Agent Platform.

Please select the currency in which you would like to make your payment.

Original amount	600.00 CHF
Exchange rate	1 JPY = 0.5 CHF
Exchange rate surcharge	3%
Transaction amount	1,200 JPY

TEST ENVIRONMENT - FICTIONAL EXCHANGE RATE!

A surcharge of 3% is included in the exchange rate. I hereby confirm that I was offered the option of paying in various currencies and I have definitely decided for the currency listed above. I hereby accept the exchange rate and the definite amount in the selected currency.

The exchange rate and DCC service are provided by Worldline.

600.00 CHF

1,200 JPY



AnyBank

3D Secure Simulator 2.0

Process

Cancel

Pay securely

3D Secure is a security protocol that is designed to provide an additional layer of security for online credit card and debit card transactions.

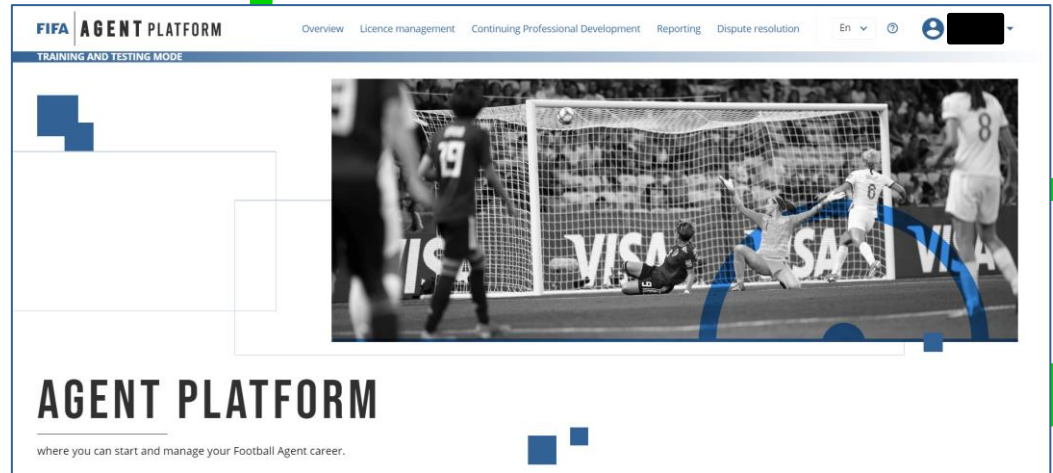
Menu options

After successful payment within 90 days, you have completed your application and are a licenced FIFA Football Agent.

Congratulations!


You will have access to further menu options:

- Overview
- Licence Management
- Continuing Professional Development
- Reporting
- Dispute Resolution



Pre 2015 Path

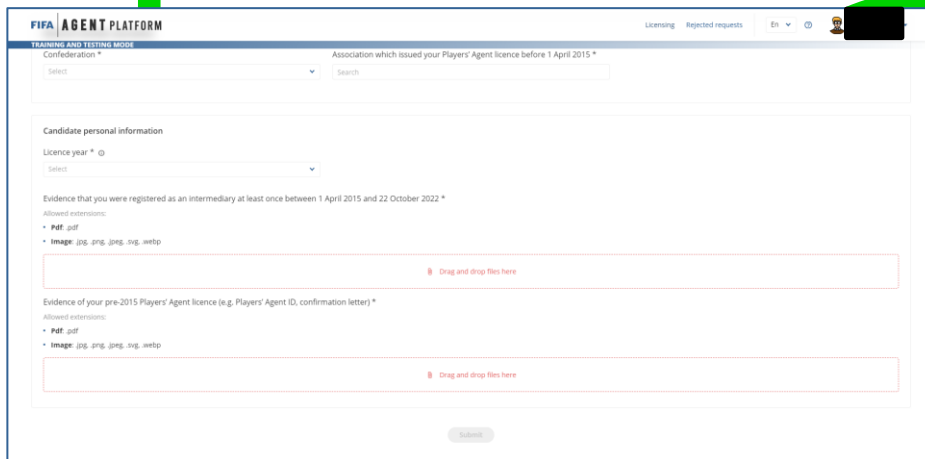
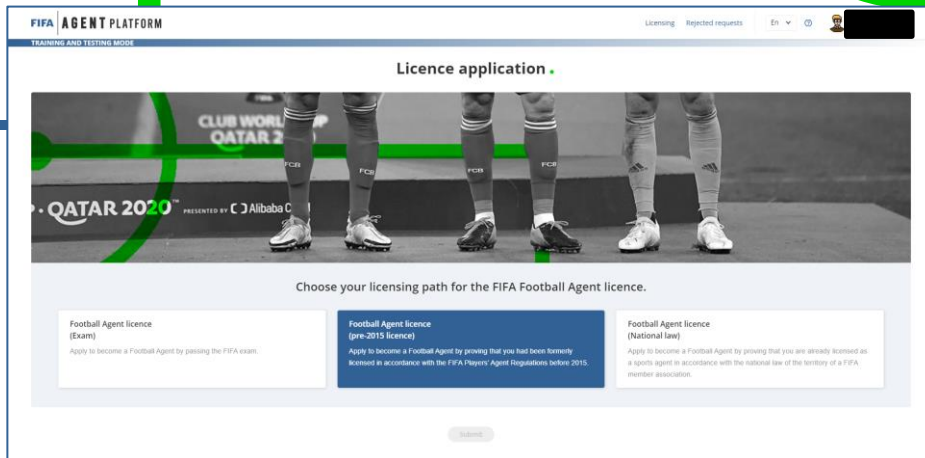
Choose your applicable licensing path and click on “Submit”.

For each of the licence request types, the data of the form to be filled is different. Mandatory fields are indicated with an asterisk .

Complete the application form and click on “Submit” at the bottom of the screen.

Note: In the pre-2015 path, you must upload:

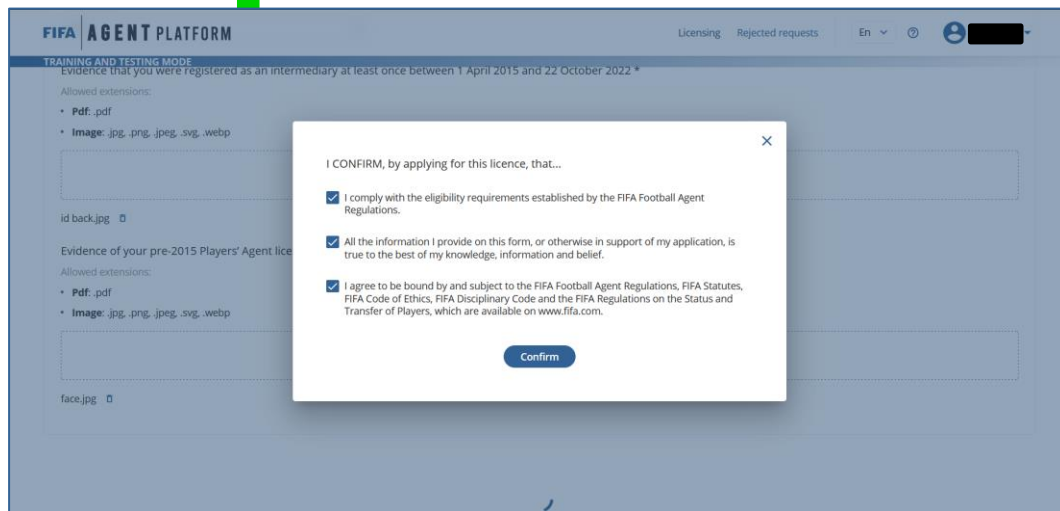
- Evidence that you were registered as an intermediary at least once between 1 April 2015 and 22 October 2022
- Evidence of your pre-2015 Players’ Agent licence (e.g., Players’ Agent ID, confirmation letter)



Pre 2015 Path

The submission of the application form will entail an acceptance of additional terms of service.

If applicable, please tick all boxes and click on “Confirm” to continue with the application process.



The screenshot shows the FIFA Agent Platform interface. At the top, it says "FIFA AGENT PLATFORM" and "Licensing Rejected requests En". Below that, it says "TRAINING AND TESTING MODE" and "Evidence that you were registered as an intermediary at least once between 1 April 2015 and 22 October 2022". There are two sections for uploading evidence, each with "Allowed extensions" for Pdf (.pdf) and Image (.jpg, .png, .jpeg, .svg, .webp). The first section is labeled "id back.jpg" and the second "face.jpg". A confirmation dialog box is open in the center, titled "I CONFIRM, by applying for this licence, that...". It contains three checked items: "I comply with the eligibility requirements established by the FIFA Football Agent Regulations.", "All the information I provide on this form, or otherwise in support of my application, is true to the best of my knowledge, information and belief.", and "I agree to be bound by and subject to the FIFA Football Agent Regulations, FIFA Statutes, FIFA Code of Ethics, FIFA Disciplinary Code and the FIFA Regulations on the Status and Transfer of Players, which are available on www.fifa.com.". A "Confirm" button is at the bottom of the dialog.

You have successfully applied for the FIFA Football Agent licence. .

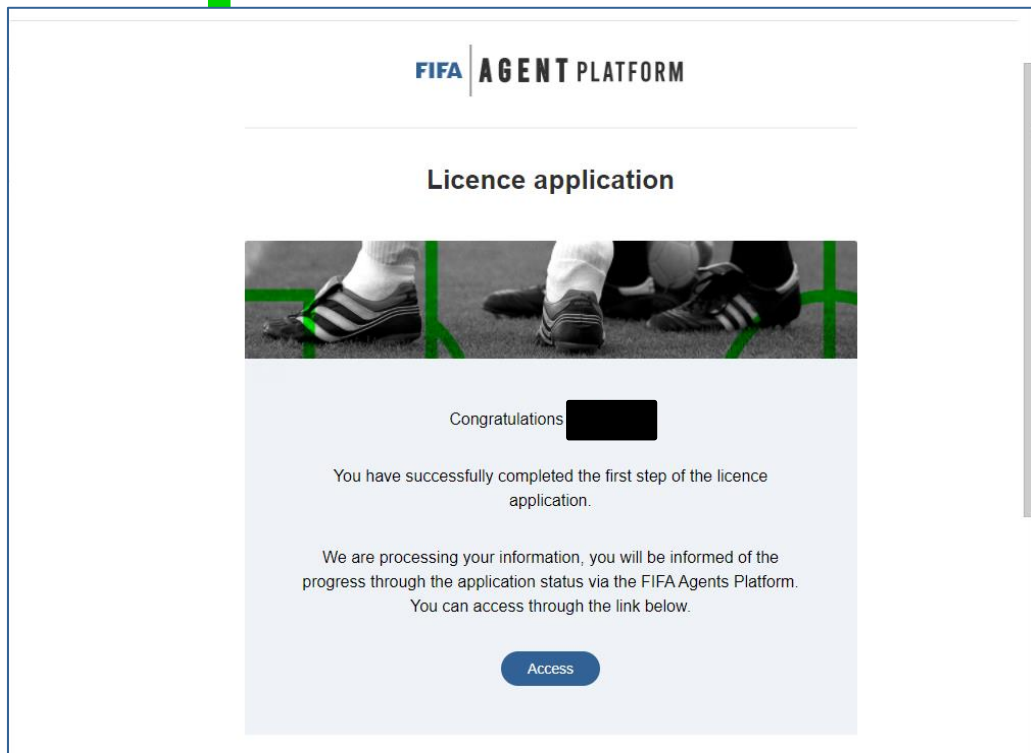
Your application is now being processed.
Please regularly check your application status on the FIFA Agent Platform.

[View application](#)

Pre 2015 Path

After you have submitted the application, you will receive an email confirming that you have successfully completed your license application.

By clicking on “Access” in the email, you will be redirected to the Platform, and you can see your application status.



Pre 2015 Path

FIFA checks your entered information and, if applicable, transfers your application to the Member Association which you chose to apply for the license.

You will be notified of each process step via the colored top right hand box.

FIFA AGENT PLATFORM Licensing Rejected requests En

TRAINING AND TESTING MODE

Licence application

FIFA Football Agent licence application
Football Agent licence: Legacy path

REQUIREMENTS VERIFICATION

01. Application 02. Licence fee

Personal information

Type of identification document	Identification document number
Passport	123456
User photo	

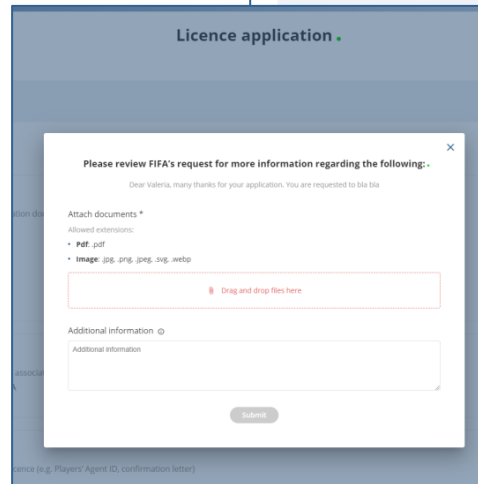
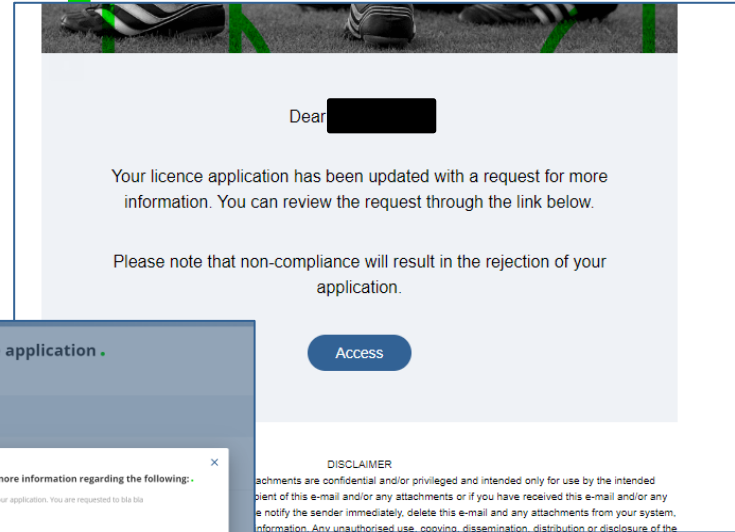
Relevant member association

Confederation	Member association
UEFA (Union of European Football Associations)	KAROLINE MA

License Application Status

FIFA may request additional information from you regarding your application.

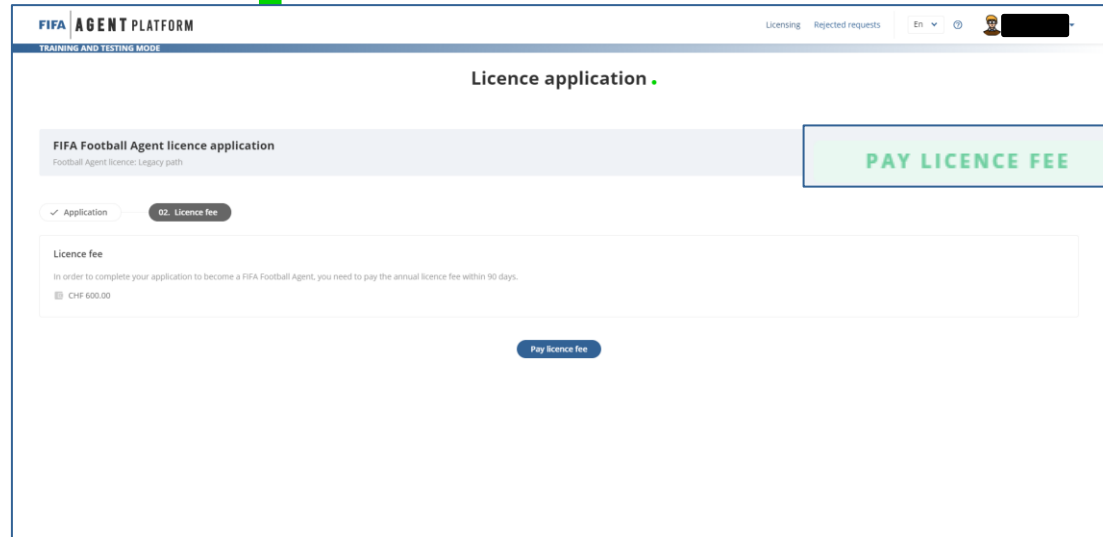
You will be notified by email, and you can provide the relevant information/documentation via the Platform.



Pre 2015 Path

If your application is approved, the next step will be the payment of the annual licence fee.

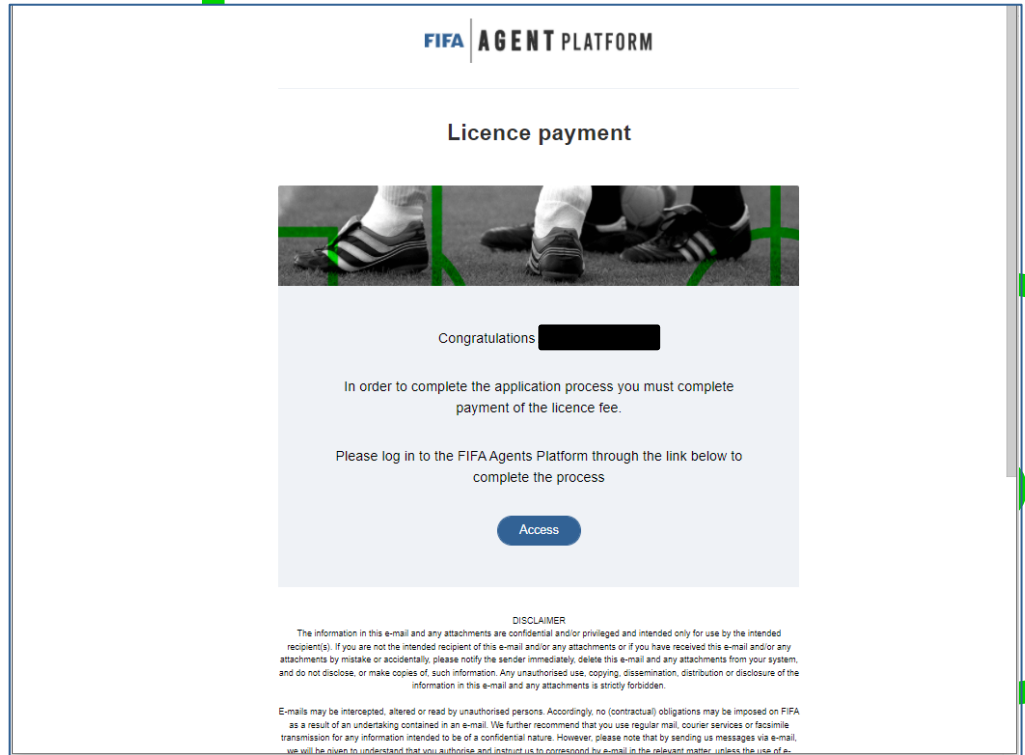
The status will be: “Pay Licence Fee”.



The screenshot displays the FIFA Agent Platform interface. At the top, the header includes the FIFA logo and 'AGENT PLATFORM', along with navigation links for 'Licensing' and 'Rejected requests', a language dropdown set to 'En', and a user profile icon. Below the header, a blue bar indicates 'TRAINING AND TESTING MODE'. The main content area is titled 'Licence application'. A progress bar shows two steps: '01. Application' (completed) and '02. Licence fee' (current step). The '02. Licence fee' section contains the text: 'Licence fee', 'In order to complete your application to become a FIFA Football Agent, you need to pay the annual licence fee within 90 days.', and 'CHF 600.00'. A blue button labeled 'Pay licence fee' is positioned at the bottom of this section. A green callout box on the right side of the screen contains the text 'PAY LICENCE FEE'.

Pre 2015 Path

In addition, you will receive an email informing you that your application request has been approved and that you must proceed with the payment of the licence fee.



The screenshot shows an email interface with the following elements:

- Header:** FIFA AGENT PLATFORM
- Section Header:** Licence payment
- Image:** A photograph of a person's feet wearing soccer cleats on a grass field.
- Text:** Congratulations [REDACTED]
- Text:** In order to complete the application process you must complete payment of the licence fee.
- Text:** Please log in to the FIFA Agents Platform through the link below to complete the process
- Button:** Access
- Disclaimer:**

DISCLAIMER
The information in this e-mail and any attachments are confidential and/or privileged and intended only for use by the intended recipient(s). If you are not the intended recipient of this e-mail and/or any attachments or if you have received this e-mail and/or any attachments by mistake or accidentally, please notify the sender immediately, delete this e-mail and any attachments from your system, and do not disclose, or make copies of, such information. Any unauthorised use, copying, dissemination, distribution or disclosure of the information in this e-mail and any attachments is strictly forbidden.
- Footnote:**

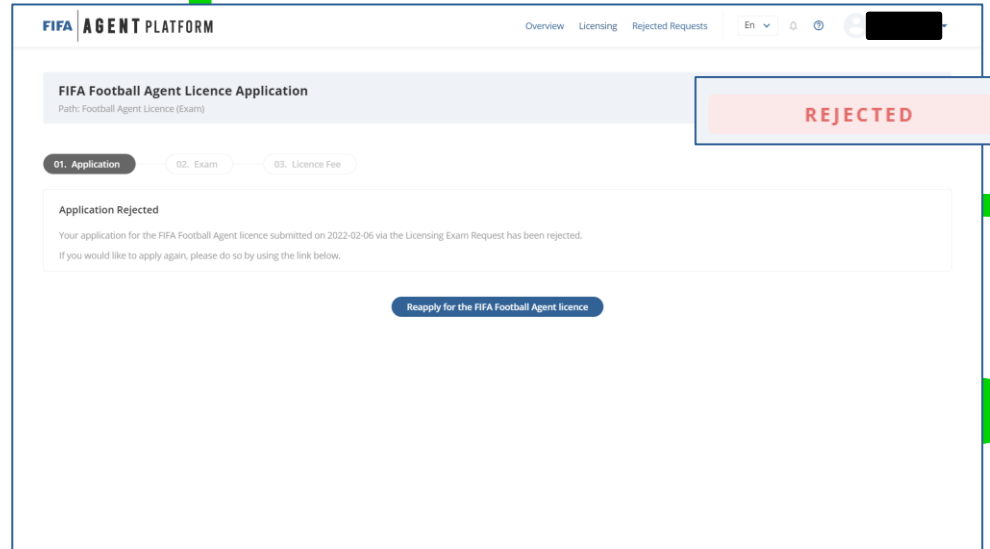
E-mails may be intercepted, altered or read by unauthorised persons. Accordingly, no (contractual) obligations may be imposed on FIFA as a result of an undertaking contained in an e-mail. We further recommend that you use regular mail, courier services or facsimile transmission for any information intended to be of a confidential nature. However, please note that by sending us messages via e-mail, we will be deemed to understand that you authorise and incur us in correspondence by e-mail in the relevant matter, unless the use of e-

License Application Status

If FIFA rejects your application, your status of your licence request will be: “Rejected”.

You will be informed of the reasons of rejection via the Platform and via email.

You may be rejected at any time during the application process for various reasons; you will be informed at all times of the reason for rejection.



The screenshot displays the FIFA Agent Platform interface. At the top, the navigation bar includes 'FIFA AGENT PLATFORM', 'Overview', 'Licensing', and 'Rejected Requests'. A user profile icon is visible on the right. The main content area is titled 'FIFA Football Agent Licence Application' with a sub-path 'Path: Football Agent Licence (Exam)'. A prominent red box with the word 'REJECTED' in white text is overlaid on the right side of the page. Below this, a progress indicator shows three steps: '01. Application' (active), '02. Exam', and '03. Licence Fee'. The 'Application Rejected' section contains the following text: 'Your application for the FIFA Football Agent licence submitted on 2022-02-06 via the Licensing Exam Request has been rejected. If you would like to apply again, please do so by using the link below.' A blue button labeled 'Reapply for the FIFA Football Agent licence' is positioned at the bottom right of the rejection message.

Rejected Requests

If applicable, you can access former rejected licensing requests via the respective tab at the top of the screen.

The screenshot displays the 'Rejected Requests' section of the FIFA Agent Platform. At the top, there is a navigation bar with 'FIFA AGENT PLATFORM' on the left, 'Licensing' and 'Rejected Requests' tabs in the center, and a user profile icon on the right. The main heading 'Rejected Requests' is prominently displayed. Below the heading is a search bar and a 'Filter' button. A table lists the rejected requests with the following data:

Path	Date	Reason of rejection
Football Agent Licence (Exam)	--	--
Football Agent Licence (pre-2015 licence)	2022-03-22	--
Football Agent Licence (Exam)	2022-03-22	--
Football Agent Licence (Exam)	2022-03-22	--

At the bottom of the table, there is a pagination control showing '10' items per page, '1 - 4 of 4' total items, and navigation arrows.

Pre 2015 Path

After clicking on the "Pay Licence Fee" button, you will be redirected to the payment platform.

Here please enter all required details:

First, select your payment method.

Second, enter your card number, the expiration date, your name, and the verification code of your card.

Once you have filled in your details, click on the "PAY" button.

The screenshot shows the FIFA AGENT PLATFORM interface. At the top right, there is a language dropdown menu set to "English". The main header displays "FIFA AGENT PLATFORM". Below the header, the amount "CHF 600.00" is shown, followed by the label "Licences annual fee" and a blacked-out input field. The instruction "Please select your preferred payment means:" is followed by the text "Pay with a card" and three card logos: VISA, Mastercard, and AMERICAN EXPRESS. A "Cancel" button is located below the logos. At the bottom, it says "Saferpay - powered by WORLDLINE" with the Worldline logo.

The screenshot shows the FIFA AGENT PLATFORM interface for card data entry. At the top right, there is a language dropdown menu set to "English". The main header displays "FIFA AGENT PLATFORM". Below the header, the amount "CHF 600.00" is shown, followed by the label "Licences annual fee" and a blacked-out input field. The section is titled "Card data" and features the VISA logo. There are four input fields, each with a red error message: "Card number *", "Valid until *", "Owner name *", and "Card verification code *". A question mark icon is next to the "Card verification code *" field. At the bottom, there are three buttons: "Back", "Cancel", and "PAY". At the bottom, it says "Saferpay - powered by WORLDLINE" with the Worldline logo.

Pre 2015 Path

You will be offered the possibility to pay in different currencies, accepting a fee of 3% of the amount added as an exchange fee. Please select the currency type that suits you best.

After selecting the currency type, click on “Process” (if applicable).

Once you have paid, you will be redirected to the FIFA Agent Platform.

Please select the currency in which you would like to make your payment.

Original amount	600.00 CHF
Exchange rate	1 JPY = 0.5 CHF
Exchange rate surcharge	3%
Transaction amount	1,200 JPY

TEST ENVIRONMENT - FICTIONAL EXCHANGE RATE!

A surcharge of 3% is included in the exchange rate. I hereby confirm that I was offered the option of paying in various currencies and I have definitely decided for the currency listed above. I hereby accept the exchange rate and the definite amount in the selected currency.

The exchange rate and DCC service are provided by Worldline.

600.00 CHF

1,200 JPY



AnyBank

3D Secure Simulator 2.0

Process

Cancel

Pay securely

3D Secure is a security protocol that is designed to provide an additional layer of security for online credit card and debit card transactions.

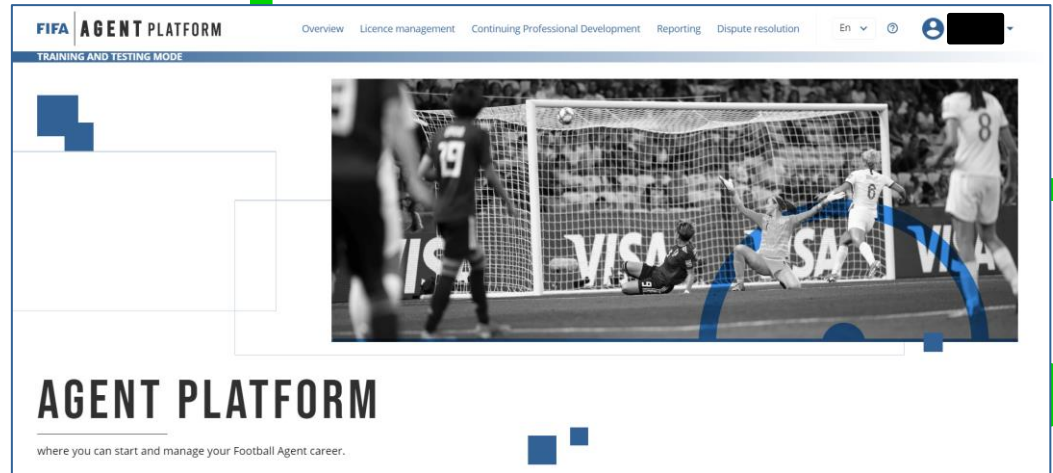
Menu options

After successful payment within 90 days, you have completed your application and are a licenced FIFA Football Agent.


Congratulations!

You will have access to further menu options:

- Overview
- Licence Management
- Continuing Professional Development
- Reporting
- Dispute Resolution

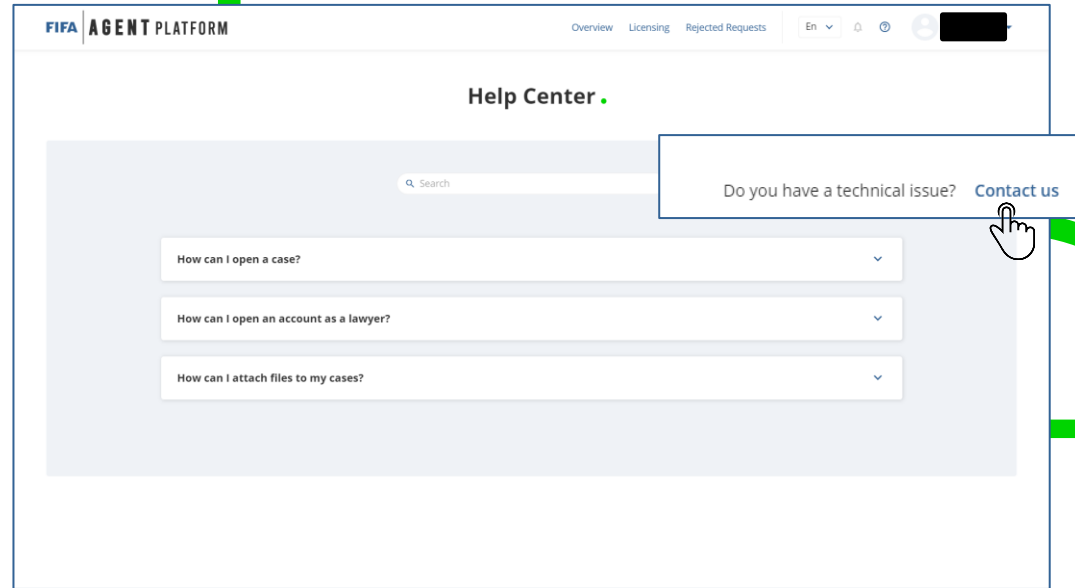


Help Center

You can access to the Help Centre by clicking on the question mark icon  in the top right.

In this section the most frequently asked questions from users will be answered.

If you have any issue or you are encountering errors, you can create a support ticket by clicking on “Contact us”.

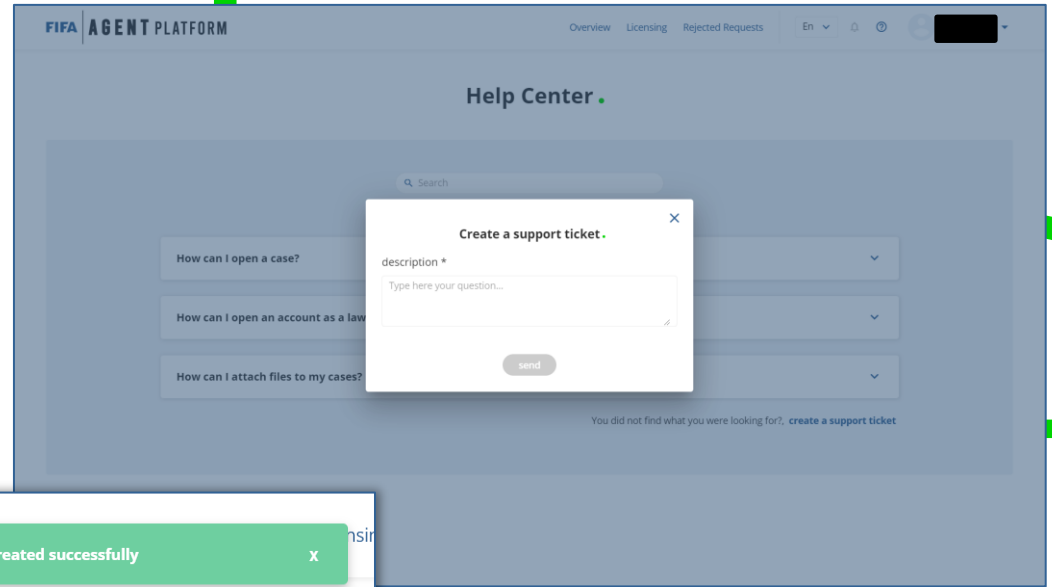


This section is under construction.

Help Center

In order to create a support ticket, the only action you have to take is to fill in a description of the issue and press the send button.

Your ticket will be managed by FIFA to improve your experience in the portal.



This section is under construction.

Thank you

